
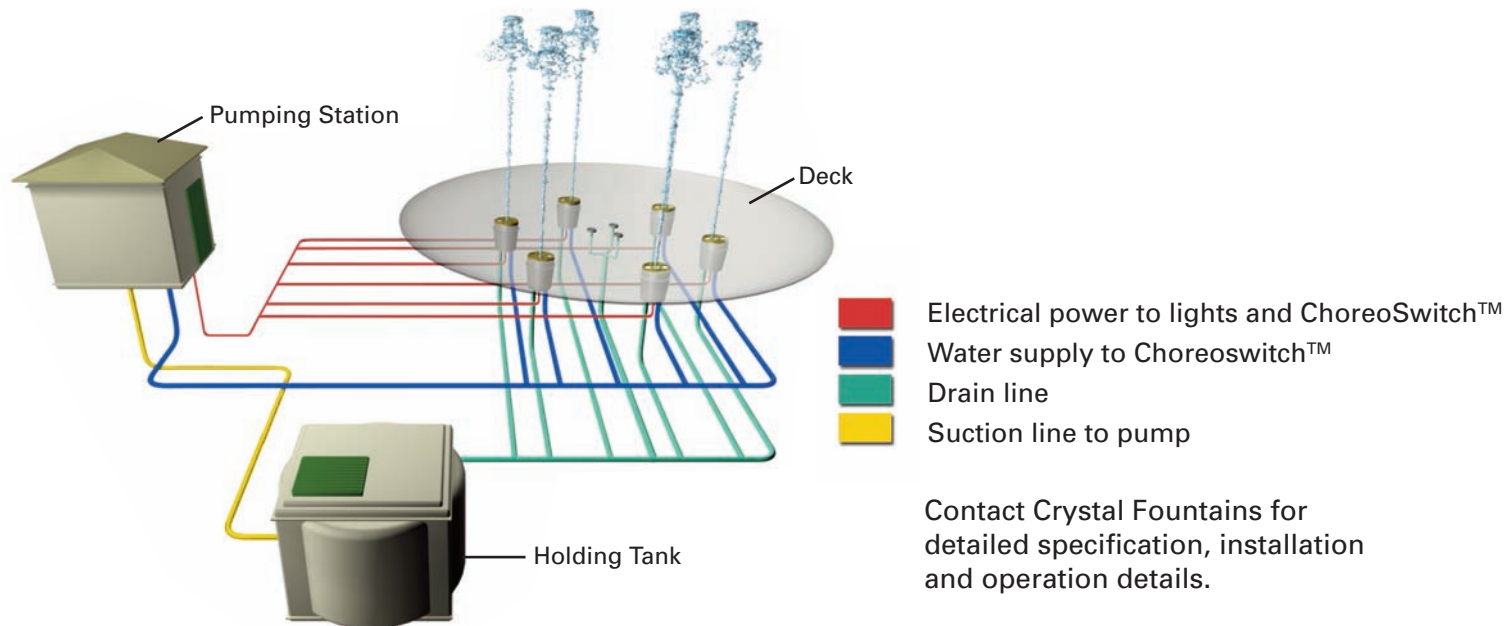


How interactive water features work

Interactive water features vary from basic splash parks designed for children's play to more sophisticated water features having multiple uses.

Nozzles are placed in a deck surround (poured dry deck or suspended deck) and water drains through the deck surround into a holding tank. From there the water is pumped to the nozzles via a pumping station. Water quality needs to be strictly monitored for public safety.

Controllers and sequencing devices enhance the play experience in an interactive environment. The play elements may be turned on or off for a fixed time and can be controlled by the sequencing programmer.



Safe, Low Voltage Lighting.

Lighting for wet/dry application.
 (Height of illumination no greater than 6')
 Available in white halogen, RGB or unlit versions.

Versatile, Entertaining and Fun
Interactive Water Features



Crystal Fountains is one of the world's leading designers, manufacturers and consultants of dramatic water features. Since 1967, the company has been animating public and private spaces with its innovative designs around the world, across six continents and in more than 30 different countries.

Crystal Fountains

International Water Feature Specialists

IDEAS. KNOW HOW. CONNECTION.

60 Snow Boulevard,
 Concord, Ontario, Canada
 L4K 4B3

T: + 1 (905) 660-6674
 F: + 1 (905) 660-6916
www.crystalfountains.com

www.crystalfountains.com/feature/choreoswitch



Crystal Fountains

International Water Feature Specialists

IDEAS. KNOW HOW. CONNECTION.

Interactive water features

Interactive water features have become extremely popular in high end residential and commercial projects. By design, the water lures the public in to “play”, making it fun for participants and spectators alike. Interactive water creates a dynamic and vibrant environment in daytime and evening.

Now, with Crystal Fountains ChoreoSwitch™ it's easier than ever to create exciting interactive water features.



Residential interactive water feature.




Why an interactive water feature makes sense:

Multi-purpose

- Programmed day shows
- Evening light shows
- Turn the fountain off and use the splash pad area for special events; fashion shows, seasonal displays
- Let your imagination be your guide

Safe

- Flush mounted nozzles mean no tripping hazards on deck for interactive play
- 3/8" opening on grate meets safety codes for toe entrapment
- Deck surrounds have no water accumulation as water is drained off
- Safe interactive play at 20' per second
- Low voltage lights are covered with lexan covers to remain cool to the touch
- Vandal resistant



Poured Deck solution

Suspended Deck solution

About Crystal Fountains ChoreoSwitch™:

Get the sophistication of interactive water features easily with Crystal Fountains All-In-One ChoreoSwitch™. All in one design makes for easy maintenance, safety and installation. Component comes with your choice of:

Nozzle effect + sequencing device
 Pair of RGB color changing LED lights (choice of voltage/lamp effect)
 Grille/faceplate

Programmed effects

- Effects change at up to 10 times per second using a constant flow nozzle

Long-lasting

- Bronze/stainless construction makes for a quality installation


Easy to install

- Pre-wired for easy installation
- Tilting Nozzle allows for installation variances
- Top accessed control valve for easy height adjustments

- Niche or non-niche products– can be installed in suspended deck or poured deck fountains

Easy to maintain

- Service from the top without moving any pavers.




Nozzle effects


COLUMN EFFECT



ANGLED RING EFFECT



CROWN EFFECT WITH CENTRE JET



CLEAR STREAM EFFECT

